

SUMMER  
VACATION

# LITTLE FLOWER CHILDREN SCHOOL-BALLIA



Affiliated to CBSE New Delhi [10+2]

HAPPY  
Summer  
HOLIDAY



The time to cheer aloud,  
The time when you can play,  
On the beach with your loved ones,  
And do what your heart say,  
There is no one to see here,  
There is nothing as such to see,



Only the sunlight passing the  
home, And clear blue sky as can  
be, Summers are finally here,  
So have a good summer time,  
As it's the most  
amazing time  
Happy Summer Time.

Session- 2026-27

Class:     V    



Passport  
Size Paste  
Photo



STUDENT'S NAME : \_\_\_\_\_



ROLL NO. : \_\_\_\_\_



SECTION : \_\_\_\_\_

Holiday Homework



# NOTICE

Happy Holidays!



NOTICE NO.: LFCS/May/09/2026

DATE: 22/05/2026

Dear Parents,

Summer vacation is a joyful and refreshing time for children. It provides them with an opportunity to relax, explore their interests, and learn beyond textbooks. It is also the perfect time to encourage creative thinking and skill development.

To make this vacation meaningful and engaging, we have prepared fun-filled and educational assignments. These have been designed to ensure that children enjoy themselves while learning. We encourage students to complete the tasks independently, with minimal assistance. Your cooperation will help us nurture responsible and curious learners. We would appreciate it if the children complete the assignments on their own. Help and guidance may be given wherever required. Let us work together towards the betterment of the students.



Exciting prizes will be awarded to the best five Holiday Assignments.



SUMMER VACATION STARTS FROM

**23<sup>rd</sup> MAY 2026**

**TO 30<sup>th</sup> JUNE 2026**

Classes will resume on **1<sup>st</sup> July 2026 (Wednesday)** as usual.



## GENERAL INSTRUCTIONS TO BE FOLLOWED

- 1 The Summer Vacation is from **23<sup>rd</sup> May 2026** to **30<sup>th</sup> June 2026**.
- 2 Classes will resume on **1<sup>st</sup> July 2026 (Wednesday)** as usual.
- 3 The Summer Vacation Home Assignment is available on our website: [www.lfcsballia.co.in](http://www.lfcsballia.co.in)
- 4 The school office will remain open from **8:00 am to 1:00 pm** during the summer vacation.
- 5 The holiday homework is to be done neatly and in accordance with the questions asked. Submit it to the subject teacher on or before **5th July 2026**. Late submissions will not be considered for prizes.
- 6 Mock Test Result Distribution will be held on **25th May 2026**, from **9:00 am to 11:30 am**.
- 7 Download the holiday homework pages and complete the tasks.
- 8 Handwriting should be neat and legible.
- 9 All holiday homework should be done in the designated holiday homework copy or on the given worksheets.
- 10 The holiday homework will be graded.
- 11 Work should be original and not copied from the internet.
- 12 Assignments should be submitted to the respective subject teachers. Surprise recapitulations will be conducted in July.
- 13 Encourage your ward to complete the holiday homework independently.

## SUMMER TIPS FOR STUDENTS



Stay active: Go for walks, play outdoor games, do yoga and exercise daily.



Read daily: Books, newspapers, stories and comics improve knowledge and vocabulary.



Eat healthy: Eat fresh fruits, homemade food and drink plenty of water.



Learn new skills: Try cooking, gardening, art, music or any new hobby.



Spend quality time with family, help in household chores and talk to grandparents.



Avoid excessive screen time and make the best use of your vacation.

## OTHER IMPORTANT POINTS

- ☆ Maintain cleanliness and personal hygiene.
- ☆ Be safe and follow all safety rules.
- ☆ Use your time wisely and develop good habits.
- ☆ Think positive, be kind and spread happiness.



Let's make this summer a time of learning,  
fun and beautiful memories!



Thanks & Regards  
**LFCS BALLIA**

## ENGLISH

Ques 1. Read the story and answer the following question.

### The Selfish Giant by Oscar Wilde

Every afternoon, after school, the children used to go and play in the Giant's Garden. It was a large lovely garden, with soft green grass and beautiful flowers.

One day, the Giant returned after being away for many years. When he saw the children playing, he became very angry.

"My garden is my own garden," he said. "I will allow nobody to play in it."

So, he built a high wall around it and put up a notice: Trespassers will be prosecuted.

Now the children had nowhere to play. Soon, spring came everywhere except in the Giant's Garden. It was always winter there. Snow and frost covered the ground, and the trees forgot to blossom.

One morning, the Giant heard a beautiful bird singing. He looked out and saw that the children had found a way in through a small hole in the wall. They were sitting in the trees, and the trees were covered with blossoms again.

The Giant's heart melted. He realized how selfish he had been. He went out, broke down the wall, and welcomed the children back.

From that day on, the garden was always full of joy, laughter, and the beauty of all seasons.

Write:

- Name of the story
- Moral of the story (5-6 lines)
- Identify the nouns.
  - a) The children played in the Giant's Garden.
  - b) The snow covered the ground.
- Replace nouns with pronouns
  - a) The Giant saw the children. → \_\_\_\_\_ saw \_\_\_\_\_.
  - b) The children entered the garden. → \_\_\_\_\_ entered \_\_\_\_\_.
- Verb (Underline the verbs)
  - a) The Giant built a wall.
  - b) The children played happily.
- Tense (Change into Past Tense)
  - a) The Giant sees the children.
  - b) The trees bloom in spring.
- Make your own sentence using:
  - a) Garden
  - b) Children

Ques 2: Paragraph Writing (Any 2) Write 8-10 lines on:

- A Visit to My Grandparents

Ques 3: Write 5 sentences in:

- Present Tense
- Past Tense
- Future Tense

Q. Write 10 pages of cursive writing in your holidays.

## PROJECT WORK

- Make a "Vocabulary Tree" on a chart paper.
- Prepare a self-introduction about yourself and record a 2 min video.

## Hindi

Quest:1 कहानी - "छोटा गांधी"

- लिखें:
- कहानी का सार (6-8 पंक्तियाँ)

- मुख्य पात्रों के नाम
- कहानी की शिक्षा

**Quest 2;** पत्र लेखन अपने मित्र को पत्र लिखिए और बताइए कि आपने छुट्टियों में क्या नया सीखा।

**Quest 3: संज्ञा और सर्वनाम**

- 10 संज्ञा शब्द लिखें
- उनके स्थान पर सर्वनाम लिखें

## PROJECT WORK

**Quest 4:** चित्र आधारित कहानी (Picture-based Story)

कोई एक सुंदर चित्र बनाइए (जैसे - पार्क, स्कूल, परिवार आदि) और उस पर 5-7 वाक्यों की कहानी लिखिए।

- कहानी में प्रयुक्त सभी क्रियाओं को अलग रंग से घेरें।
- हर वाक्य के आगे यह लिखें कि वह कौन-सा काल है

## Mathematics

### 1. Roman World Around You

Look around your home or outside: Find where Roman numerals are used (Clock Ⓢ, Book chapters, Watches, etc.)

Write:

- 3 places where you saw Roman numerals
- 1 to 100 in roman numbers.
- Create 10 problem on addition using roman numeral and solve them.

### 2. Observe and write any 5 large numbers you see in real life:

Example: Mobile numbers, Vehicle number, House number, Price tags ,etc.....

Write them in Words and figures.

## PROJECT WORK

### 3. My Family Data Chart

Make a table:

- Name
- Age
- Height in cm
- Weight in kg

Add details of 4-5 family members

**Arrange ages, height and weight in ascending and descending orders.**

### 4. Number Poster

Make a colorful poster: "Big Numbers in Daily Life"





## APTITUDE & REASONING

**Solve these 15 Questions:**

- What comes next? 2, 4, 6, \_\_\_\_
- Find the odd one: Apple, Banana, Carrot, Mango
- If  $5 + 3 = 8$ , then  $8 + 2 = ?$
- Complete: A, C, E, \_\_\_\_
- Which number is biggest: 245, 254, 425
- If today is Monday, what day after 3 days?
- How many sides does a triangle have?
- What is half of 100?
- Find missing: 10, 20, \_\_\_\_, 40
- Which shape has no corners?
- If 1 dozen = 12, then 2 dozen = ?
- What is  $50 + 25$ ?
- Which is smallest: 0, 1, -1
- Find the pattern: 5, 10, 15, \_\_\_\_
- What comes before 100?

## Science

1. Write in your notebook:
  - What is Reproduction?
  - Types of reproduction in plants:
    - i) Sexual
    - ii) Asexual
2. Draw a balanced diet plate including:

- Carbohydrates 
- Proteins 
- Vitamins 
- Minerals 

3. Write the types of nutrients and their functions (in 1-2 lines each)

### PROJECT WORK

4. Use any real flower, paste it on A4 sheet and label the following:

- Petals
- Sepals
- Stamen
- Pistil

5. Make poster or painting on "Junk Food vs Healthy Food".

## Social Science

1. What is rotation? How long does the Earth take to complete one rotation? What is the result of this movement?
2. What is revolution? Name the two main seasons we experience in India due to the Earth's revolution.
3. Define Equator and Prime Meridian. Write five differences between latitudes and longitudes.

### PROJECT WORK

4. Make a working model using a ball and torch to show how the Earth's rotation causes day and night.

**Instructions:** Click 2 photos of your model and paste them. Write 4 lines explain it.

5. **Globe Activity: LATITUDE AND LONGITUDES**

Take an old ball or buy a small globe. Mark the following on it:

1. Equator, Tropic of Cancer, Tropic of Capricorn
2. Prime Meridian, 180° Meridian

**Instructions:** Label them neatly. Bring the model after holidays for exhibition. Write 5 lines: Why are latitudes and longitudes important?

## Computer

1. What is Microsoft Excel 2016? And where is it used? (Any 3 uses)
2. Write and learn the important terms of MS Excel.  
Workbook, Worksheet, Row, Column and Cell.  
Also draw a small Excel sheet and label them!

### PROJECT WORK

3. **Draw & Label**

Draw any 2 storage devices:

- Pen Drive
- Hard Disk
- CD/DVD

Label their parts and write 2 lines about each.

#### 4. Poster Making

Make a poster on: "Uses of Computer in Daily Life"  
technology (AI, Robots, etc.)

### General knowledge

1. Write all Indian States & their Capitals

#### 2. Save Earth Mission

Write 8-10 lines on:

- Importance of Trees
- Ways to Save Water

Add a slogan like "Save Trees, Save Life!"

#### 3. Safety Superhero

Write 5 safety rules for:

- Home 🏠
- School 🎓
- Road 🛣️

4. Write 1 GK new fact daily for 10 days.

### PROJECT WORK

5. Create a mini poster and include:

- Capital of India
  - National Symbols (Animals, birds, flower, sports)
  - Prime Minister & President
- # Make it colorful & creative

### SANSKRIT

Q1. कोई एक संस्कृत प्रार्थना (जैसे – सरस्वती वन्दना) लिखें और याद करें।

- प्रार्थना का हिंदी अर्थ लिखें।
- प्रतिदिन प्रार्थना का उच्चारण अभ्यास करें।

Q2. संस्कृत की स्वर (Vowels) और व्यंजन (Consonants) लिखें।

- प्रत्येक अक्षर के साथ एक-एक शब्द लिखें (जैसे – अ: अनारः, क: कमलम्)।
- 5 बार वर्णमाला लिखकर अभ्यास करें।

### PROJECT WORK

**Project 1:** वर्णमाला चार्ट (Alphabet Chart)

कार्य (Task):

- संस्कृत के स्वर और व्यंजन को एक बड़े चार्ट पर लिखें।
- हर अक्षर के साथ एक चित्र बनाएं।
- ✓ अ – अनारः 🍎
- ✓ क – कमलम् 🌸

### Drawing

1. Color Wheel Activity


Draw a Color Wheel

Show:

- Primary Colours (Red, Blue, Yellow)



- Secondary Colours (Green, Orange, Purple)

 □ Use crayons and make it bright & neat!

## 2. Prayer Scene Drawing


- Draw a prayer scene (school assembly / home prayer)
- Use crayons only

Include:

Students or family members

Nature elements (sun, trees, birds)

Write 2-3 lines about the importance of prayer.



Little Flower Children School, Kiriharapur, Ballia

## My Daily Routine

Name: \_\_\_\_\_ Class: \_\_\_\_\_ Date: \_\_\_\_\_

Activity	Time Spent / Time of Day	Remarks (if any)
Wake-up Time		
Morning Routine		
Exercise / Yoga		
Breakfast		
Study Time - 1		
Short Break		
Study Time - 2		
Screen Time (TV/Mobile)		
Lunch		
Rest / Nap		
Reading / Hobby Time		
Evening Exercise / Play		
Dinner		
Family Time		
Bed Time		

One thing I enjoyed today: \_\_\_\_\_

One Good habit I followed today: \_\_\_\_\_